


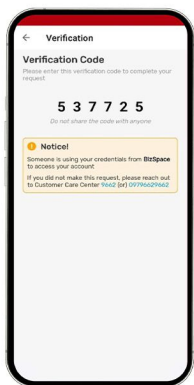
Step 1 Login to BizSpace

The user enters their username and password to log in to BizSpace.



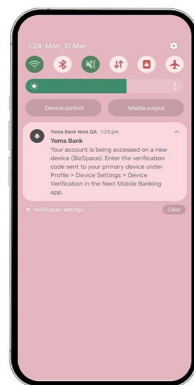
Step 2 TOTP Verification Page

After entering credentials, the system prompts the user for a TOTP (Time-based One-Time Password).



Step 3 Retrieve TOTP from Next App

The user must collect the TOTP code from the Next App by navigating to:
Dashboard - Device Settings
- Verification

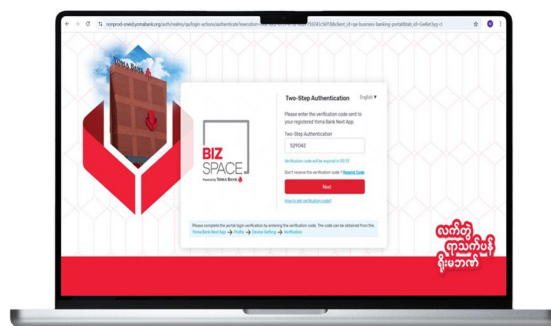
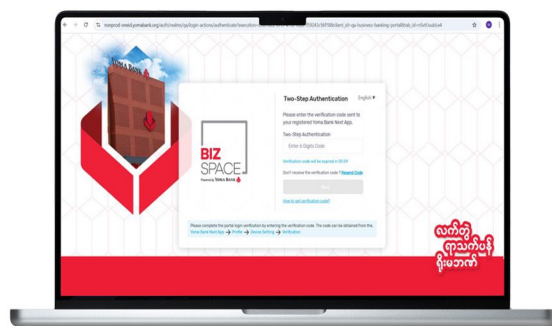


Step 4 Push Notification for TOTP

The user receives a push notification via Next App regarding the TOTP request.

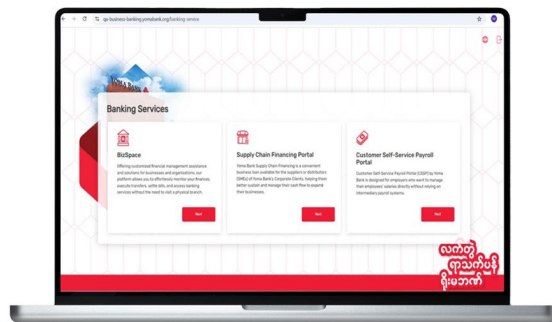
BizSpace Portal

How to log-in to BizSpace Portal with TOTP (Time-based One Time Password)?

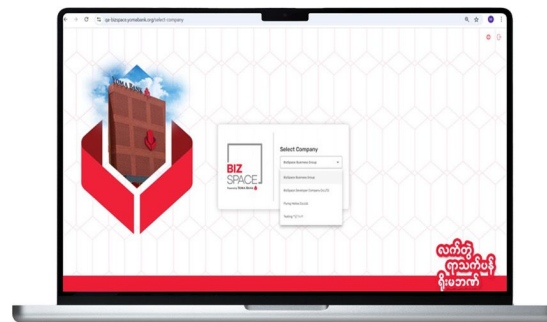


Step 5 Enter TOTP in BizSpace

After retrieving the TOTP code from the Next App, the user enters it in BizSpace to successfully complete the login process.



Step 6 Select Banking Services

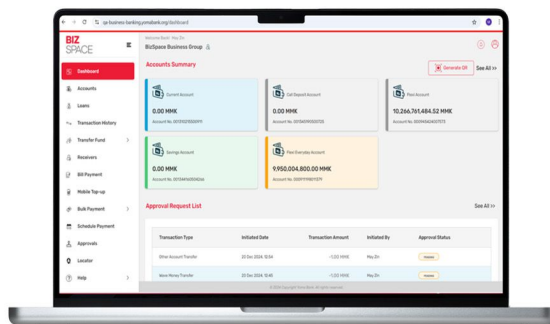


Step 7 Select a preferred company



BizSpace Portal

How to log-in to BizSpace Portal with TOTP (Time-based One Time Password)?



Step 8

Login is successful and
user will see
the Dashboard page.