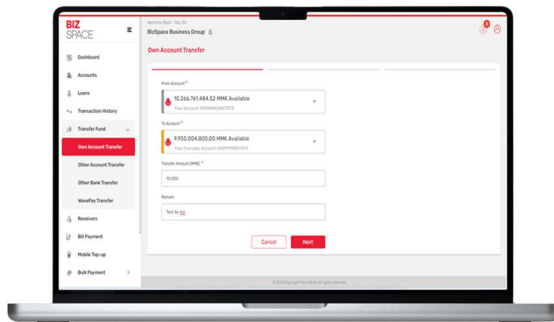
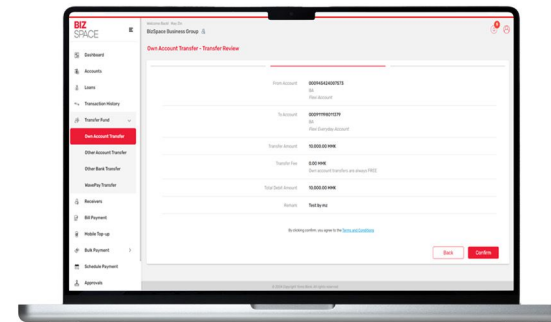


# BizSpace Portal

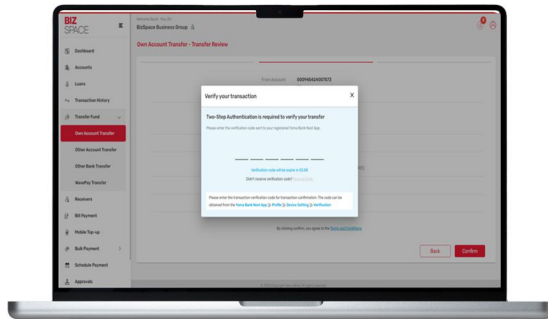
## How to make transactions on BizSpace Portal with TOTP (Time-based One Time Password)?



**Step 1**  
**Choose the preferred Transaction type**  
Fill all the required information based on transaction type

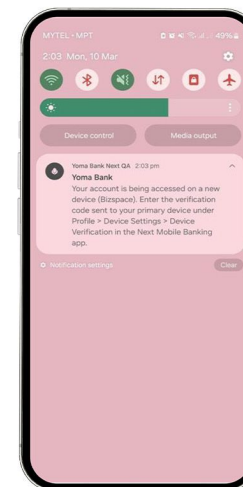


**Step 2**  
**Confirm the transaction**



**Step 3**  
**TOTP Verification Page**

After clicking the confirm button, the system prompts the user for a TOTP (Time-based One-Time Password).

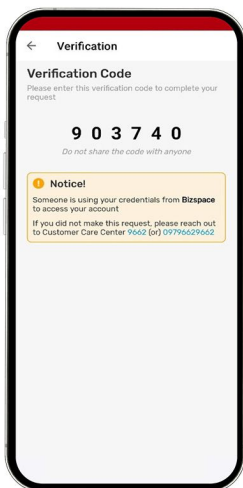


**Step 4**  
**Push Notification for TOTP**

The user receives a push notification via Next App regarding the TOTP request. (Push noti text need to update via dev team. This ss text is temporary text)

# BizSpace Portal

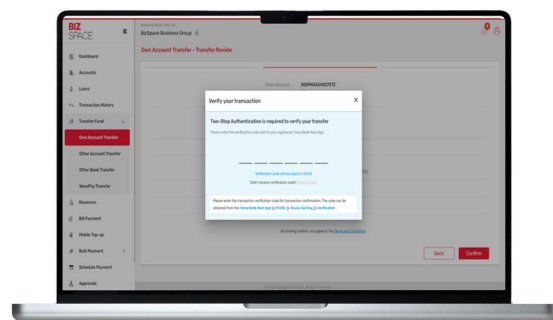
## How to make transactions on BizSpace Portal with TOTP (Time-based One Time Password)?



### Step 5

#### Retrieve TOTP from Next App

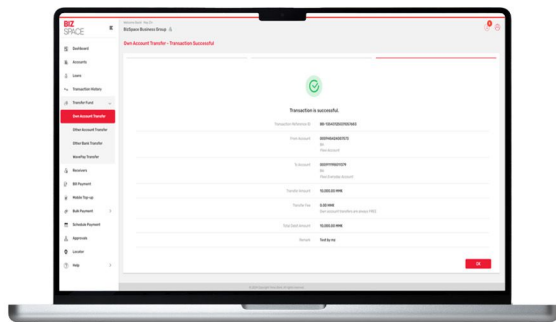
The user must collect the TOTP code from the Next App by navigating to:  
Dashboard - Device Settings  
- Verification



### Step 6

#### Enter TOTP in BizSpace

After retrieving the TOTP code from the Next App, the user enters it in BizSpace to successfully complete the transaction process.



### Step 7

#### Transaction Successful page

After user give the TOTP, transaction is successfully complete the transaction process.